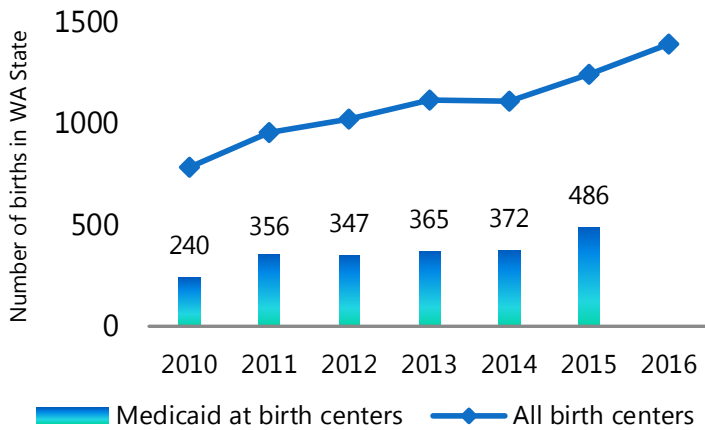


# Freestanding Birth Centers

## Washington State



**41**

More Medicaid births **per year** on average from 2010-2015.

This exceeds the 22 additional birth center births recommended by the Health Care Authority to offset the increase in birth center facility fees (Option 2).

### Midwife-led freestanding birth centers in WA State:

- ✦ Providing safe, high quality care to childbearing families in WA, since 1983
- ✦ Located close to major hospitals for transfers when necessary
- ✦ Licensed by the WA State Department of Health; national accreditation (CABC) for these facilities is available
- ✦ 17 licensed birth centers in WA State
- ✦ Average 45 births in 1<sup>st</sup> year of opening, average growth 230% at 5 years
- ✦ Current cesarean rate is 5% among community-based births across WA State
- ✦ Represent a growing sector of the small business community
- ✦ Owned and staffed by community midwives (LMs, CPMs, CNMs), autonomous health care practitioners, who consult and collaborate with other providers as needed.



**3.4%**

Of all births were at a birth center or at home in WA (2015)



**92%**

Of babies were exclusively breastfed at time of discharge



**5%**

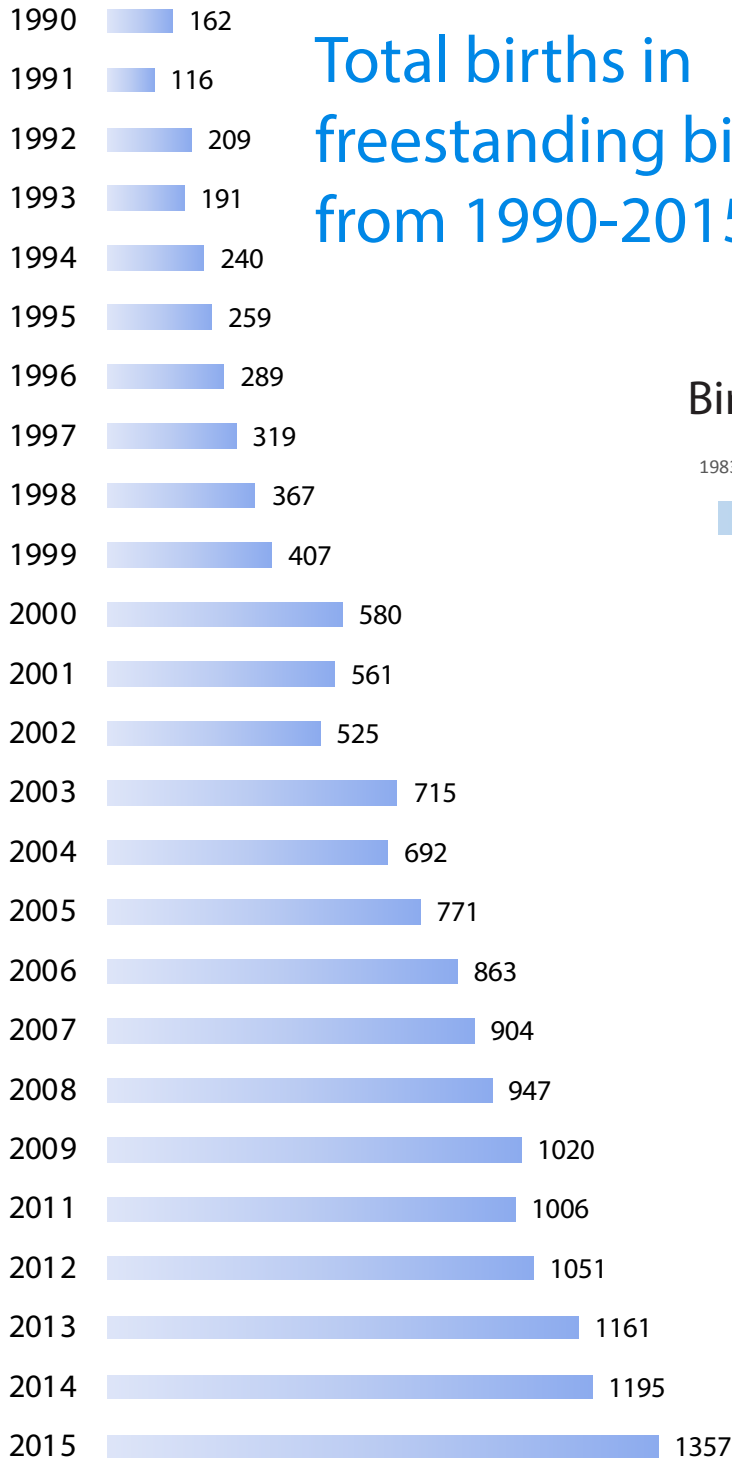
Cesarean rate for women who initiated labor at home or freestanding birth center.



**174**

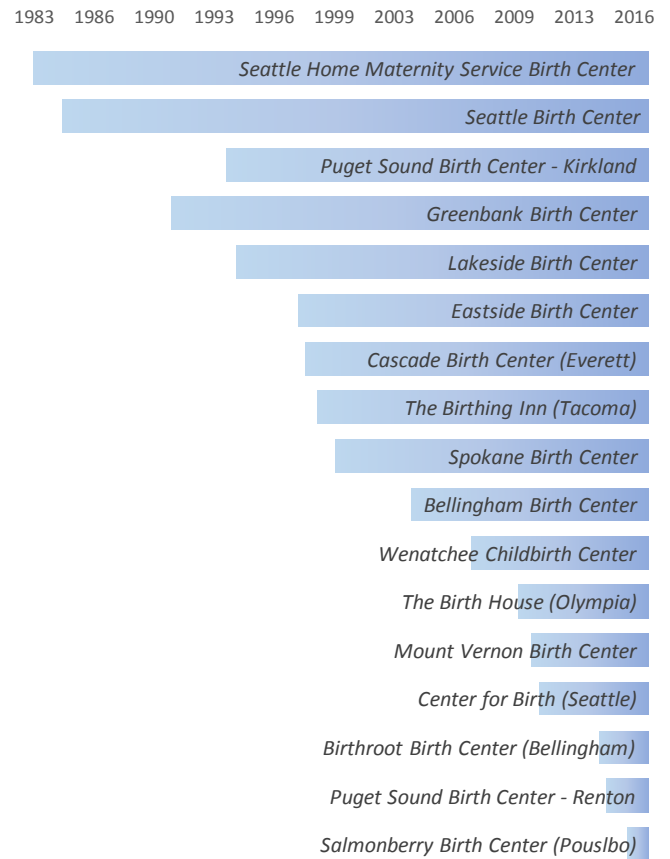
Licensed Midwives in WA

# Freestanding Birth Centers Washington State



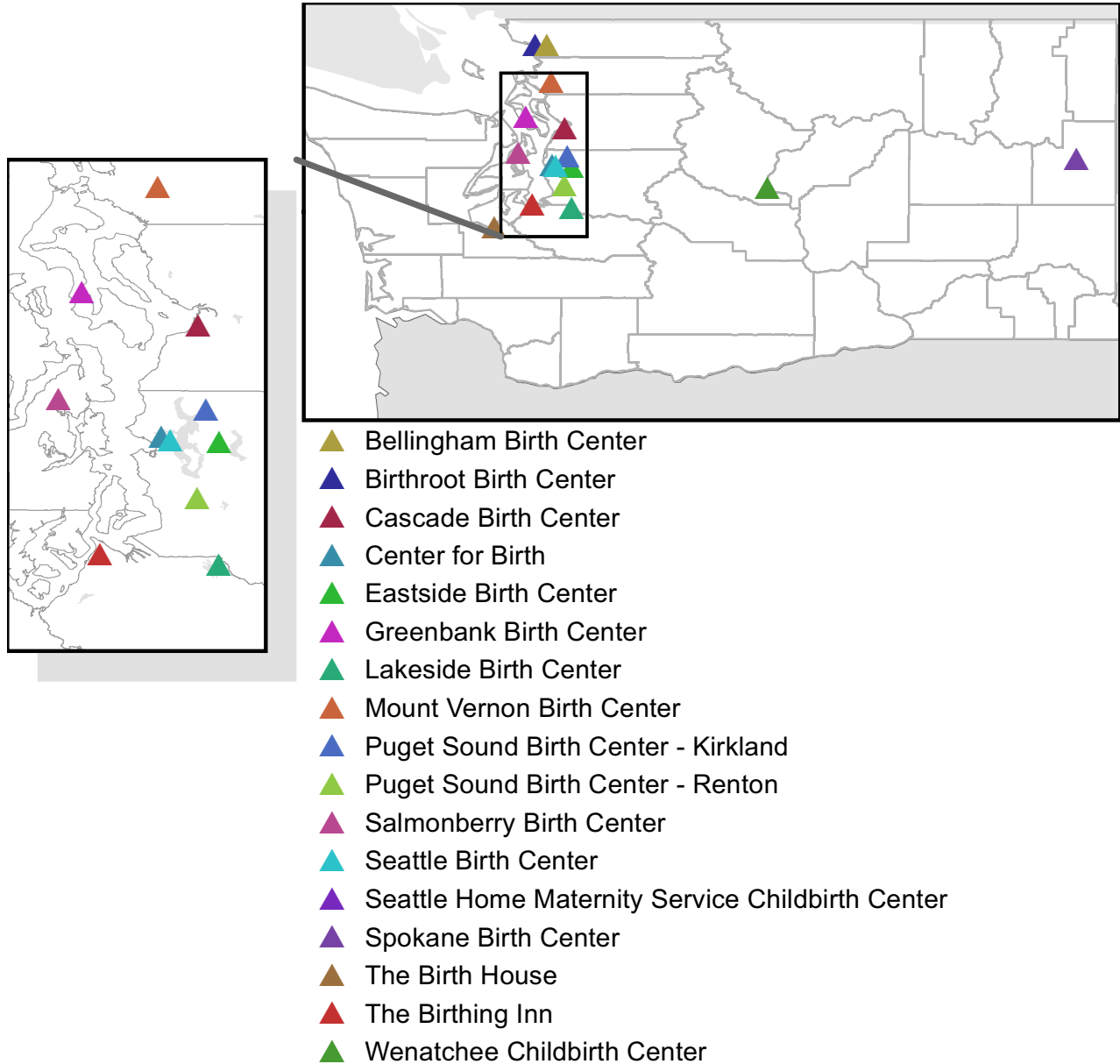
## Total births in freestanding birth centers from 1990-2015

### Birth Centers years of operation



# Freestanding Birth Centers

## Washington State



*Increased Medicaid reimbursement for WA State birth centers will allow midwives in underserved and rural areas to expand services.*

*As rates of Medicaid use are highest in rural parts of the state, this will also lead to cost-savings if birth centers expand in those areas.*